

Key Statistics

Tending Citizens Advice Bureau (m..

2021-22 Q4
2022-23 Q1
Q2
Q3
Q4



Summary

Clients	2,388
Quick client contacts	1,459
Issues	13,739
Activities	6,164
Cases	2,615

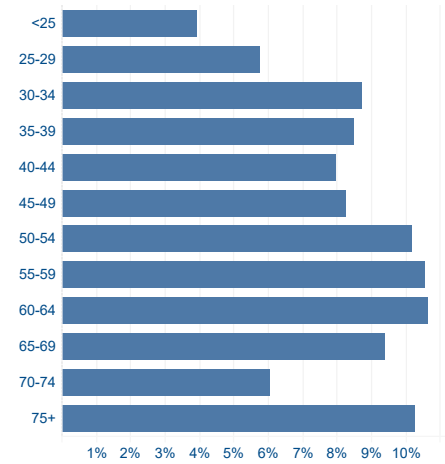
Outcomes

Income gain	£159,132
Re-imbursements, services, loans	£5,953

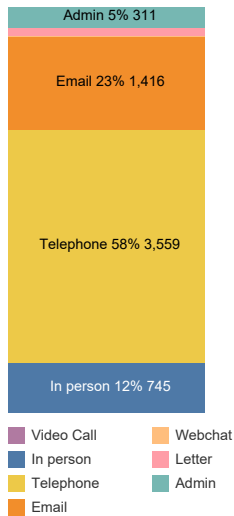
Issues

Issues	Clients
Benefits & tax credits	951
Benefits Universal Credit	484
Charitable Support & Food Ban..	233
Consumer goods & services	179
Debt	384
Education	11
Employment	153
Financial services & capability	157
GVA & Hate Crime	86
Health & community care	169
Housing	516
Immigration & asylum	19
Legal	273
Other	104
Relationships & family	286
Tax	63
Travel & transport	96
Utilities & communications	274
Grand Total	13,739

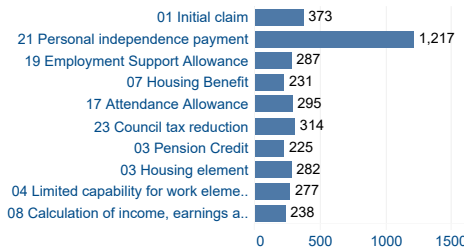
Age



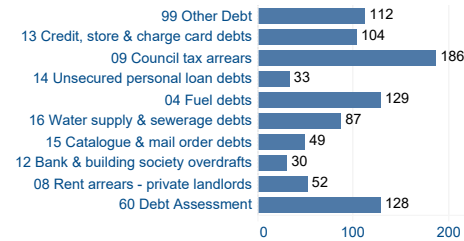
Channel



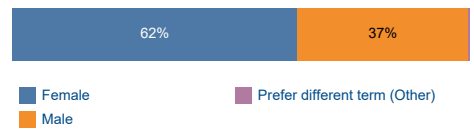
Top benefit issues



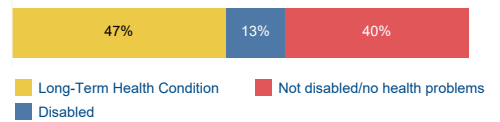
Top debt issues



Gender



Disability / Long-term health



Ethnicity

